

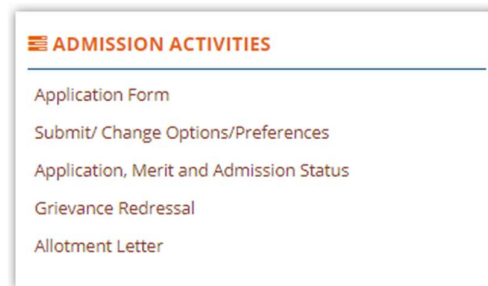


## ALLOTMENT LETTER AND TRADE WISE ALLOTMENT LIST

1. Visit <http://admission.dvet.gov.in>

### ALLOTMENT LETTER – CANDIDATE LOGIN

2. Candidate to Login to their account using Registration Number and Password
3. Click on “Allotment Letter” under Admission Activities




4. If the Candidate is Allotted, then following Allotment Details shall be displayed:

ALLOTMENT LETTER			
<b>REGISTERED CANDIDATE DETAILS</b>			
Registration Number	201706A103454		
First Name	AJAY	Last Name / Surname	BADOLE
Father / Husband Name	SURESH	Mother Name	RENUKA
Gender	Male	Date of Birth	14-06-1989
Nationality	Indian	Religion	Hindu
Caste category	SC	Caste	Mahar
<b>TRADE ALLOTMENT DETAILS</b>			
Allotment round	1	Preference Number	NA
Allocation category	NA	ITI code	2735281006
Name of Trade allotted	NA		
Name of ITI allotted	GOVERNMENT INDUSTRIAL TRAINING INSTITUTE, LANJA, TAL: LANJA, DIST: RATNAGIRI		
CANDIDATE HAS TO VISIT THE ALLOTTED ITI TO CONFIRM ADMISSION. REFER ADMISSION CONFIRMATION PROCESS AND ADMISSION SCHEDULE			
<a href="#">Generate Allotment Slip(PDF)</a>			

5. Click on “Generate Allotment Slip (PDF)” to generate the Allotment Letter.

Directorate of Vocational Education and Training, Maharashtra State	
ITI ADMISSION 2017: ALLOTMENT LETTER	
REGISTRATION NUMBER	201706A103454
FIRST NAME	AJAY
LAST NAME/ SURNAME	BADOLE
GENDER	Male
DATE OF BIRTH	14-Jun-1989
ALLOTMENT ROUND	1
PREFERENCE NUMBER	
ALLOCATION CATEGORY	
ITI CODE	2735281006
NAME OF ITI ALLOTTED	GOVERNMENT INDUSTRIAL TRAINING INSTITUTE, LANJA, TAL: LANJA, DIST: RATNAGIRI
NAME OF TRADE ALLOTTED	
<b>IMPORTANT INSTRUCTIONS TO CANDIDATE</b>	
1.	The Allotted Candidate shall take the Printout of the Allotment Letter and report to the Allotted ITI as per schedule
2.	Candidate shall produce all the Required Original Documents to substantiate the claims made in the application regarding eligibility and reservation as specified in Annexure-3 of Information Brochure. 1 set of Photocopy of all Documents. 3 Colour Passport Size Photo and Scanned Copy for verification.

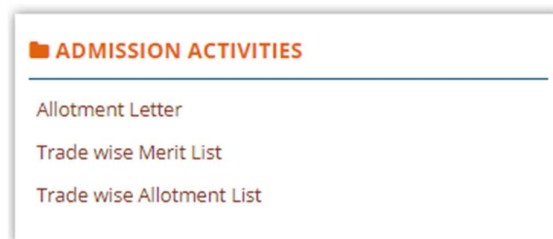
- Candidate to carefully read all the instructions on the Allotment Letter and report to the Allotted ITI within the schedule and complete the Admission Confirmation Process.
- If the Candidate is not Allotted the seat in the Admission Round then following message shall be displayed:



- Candidate can also check the Allotment Details through "Application, Merit and Admission Status Link". The Details are as per "SOP 3 - Checking Merit Number"

### ALLOTMENT LETTER – ITI LOGIN

- ITI to Login to their Account
- ITI to click on "Allotment Letter" under Admission Activities



- Enter the Registration Number of the Candidate and Click on Search. The Allotment Details shall be displayed as following if the candidate is allotted:

The screenshot shows a detailed view of an allotment letter. It includes a search bar with the registration number '201706A103454' and a 'Search' button. Below are two tables: 'REGISTERED CANDIDATE DETAILS' and 'TRADE ALLOTMENT DETAILS'. At the bottom, there is a warning message and a 'Generate Allotment Slip(PDF)' button.

REGISTERED CANDIDATE DETAILS			
Registration Number	201706A103454		
First Name	AJAY	Last Name / Surname	BADOLE
Father / Husband Name	SURESH	Mother Name	RENUKA
Gender	Male	Date of Birth	14-06-1989
Nationality	Indian	Religion	Hindu
Caste category	SC	Caste	Mahar

TRADE ALLOTMENT DETAILS			
Allotment round	1	Preference Number	NA
Allocation category	NA	ITI code	2735281006
Name of Trade allotted	NA		
Name of ITI allotted	GOVERNMENT INDUSTRIAL TRAINING INSTITUTE, LANJA, TAL: LANJA, DIST: RATNAGIRI		

⚠️ CANDIDATE HAS TO VISIT THE ALLOTTED ITI TO CONFIRM ADMISSION. REFER ADMISSION CONFIRMATION PROCESS AND ADMISSION SCHEDULE
  
📄 Generate Allotment Slip(PDF)

- Click on "Generate Allotment Slip (PDF)" to generate the Allotment Letter as above point 5.
- ITI can also check the Allotment Details through "Application, Merit and Admission Status Link". The Details are as per "SOP 3 - Checking Merit Number"